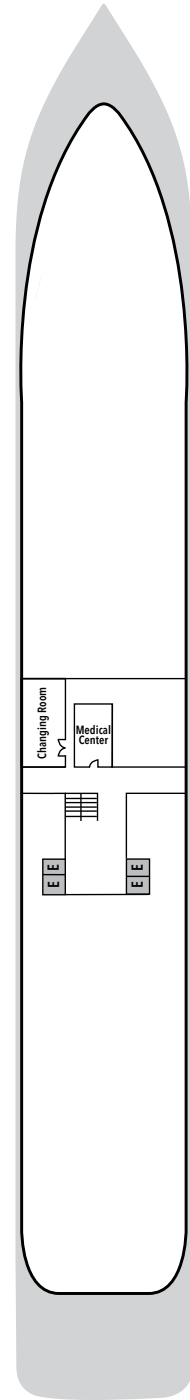

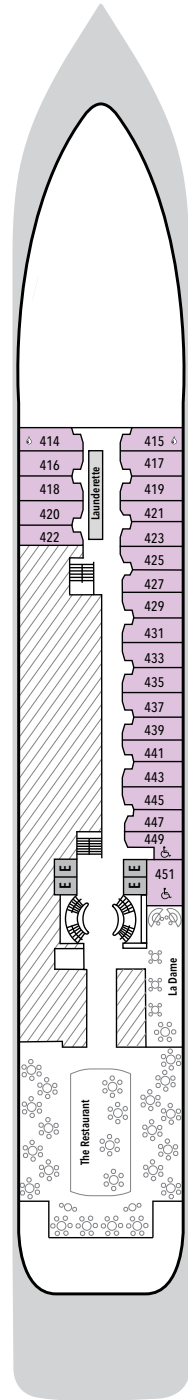


SILVER CLOUD- Deck Plans



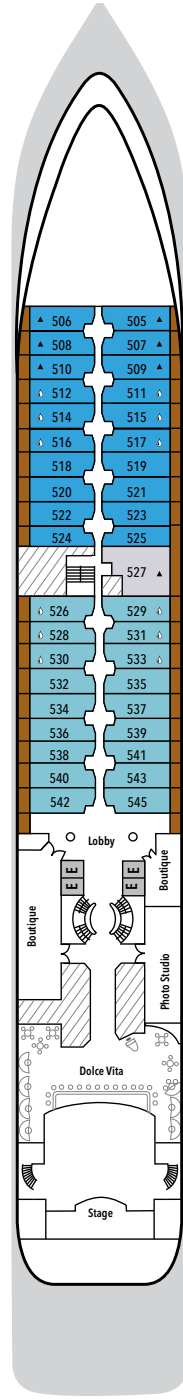
DECK 3

Changing Room
Medical Centre



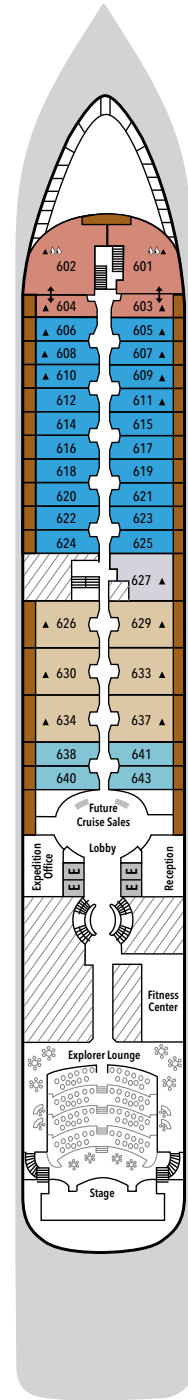
DECK 4

The Restaurant
La Dame



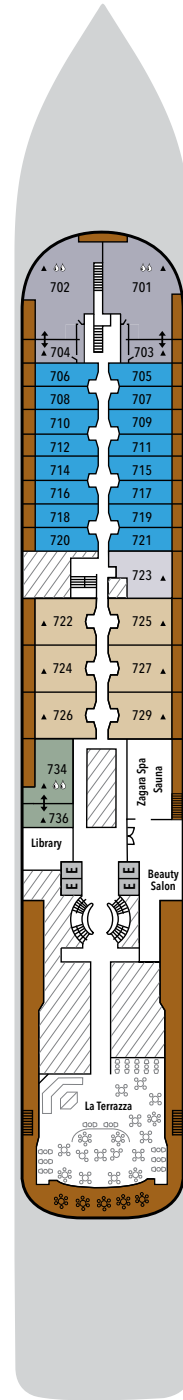
DECK 5

Dolce Vita
Boutique
Photo Studio




DECK 6

Explorer Lounge
Fitness Centre
Reception/Guest Relations
Expedition Office



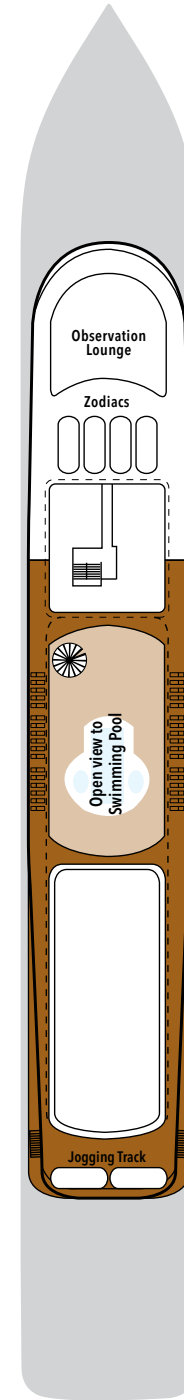
DECK 7

La Terrazza
Zagara Beauty Spa
Library



DECK 8

Pool
Pool Bar
The Grill
Panorama Lounge
Connoisseur's Corner



DECK 9

Observation Lounge
Zodiacs
Jogging Track

SUITE CATEGORIES

- Owner's Suite ●
- Grand Suite ●
- Royal Suite ●
- Silver Suite ●
- Medallion Suite ●
- Deluxe Veranda Suite ●
- Veranda Suite ●
- Vista Suite ●

SPECIFICATIONS

- Crew 212
- Guests 240 in Polar waters
- Officers International
- Tonnage 17,400
- Length 514.14 Feet/156.7 Metres
- Width 70.62 Feet/21.5 Metres
- Speed 18 Knots
- Passenger Decks 7
- Connecting Suites ⇕
- 3rd Guest Capacity ▲
- Bath/Shower Combination 🚿
- Bath & Separate Shower 🚿🚿
- Disabled Suites ♿
- 449, 451
- Refurbished 2017
- Registry Bahamas
- Ice-class Rating 1C

Deck plans are for illustration purposes only and may be subject to change.

Suite diagrams shown are for illustration purposes only and may vary from actual square footage. Please refer to suite specifications for square footage.

SILVER CLOUD

Suite Diagrams

All suites feature:

- Butler service
- Refrigerator and bar setup stocked with your preferences
- Pillow menu
- Plush bathrobe
- Umbrella
- Luxury bath amenities
- Direct dial telephone(s)
- Dual voltage 110/220 outlets
- Complimentary WiFi for all suites
- Flat-screen television(s) with Interactive Media Library
- Champagne on arrival
- Hair dryer



OWNER'S SUITE

Available as a one-bedroom configuration or as two bedrooms (as illustrated) by adjoining with a Vista Suite.

ONE BEDROOM: 587 SQ. FT. / 55 M²
INCLUDING VERANDA (89 SQ. FT. / 8 M²)

TWO BEDROOM: 827 SQ. FT. / 77 M²
INCLUDING VERANDA (89 SQ. FT. / 8 M²)

- Large veranda with patio furniture and floor-to-ceiling glass doors; bedroom two has additional large picture window
- Living room with sitting area; bedroom two has additional sitting area
- Separate dining area
- Twin beds or queen-sized bed; bedroom two has additional twin beds or queen-sized bed
- Marble bathroom with full-sized bath and separate shower; bedroom two has additional marble bathroom with shower (no bath as indicated in diagram)
- Walk-in wardrobe(s) with personal safe
- Vanity table(s)
- Writing desk(s)
- Sound system with Bluetooth Connectivity
- Unlimited Premium WiFi
- Illy® Espresso machine



GRAND SUITE

Available as a one-bedroom configuration or as two bedrooms (as illustrated) by adjoining with a Veranda Suite.

ONE BEDROOM: 1,019 SQ. FT. / 95 M²
INCLUDING VERANDA (145 SQ. FT. / 14 M²)

TWO BEDROOM: 1,314 SQ. FT. / 122 M²
INCLUDING VERANDA (194 SQ. FT. / 18.5 M²)

- Two verandas with patio furniture and floor-to-ceiling glass doors; bedroom two has additional veranda
- Living room with sitting area; bedroom two has additional sitting area
- Separate dining area
- Twin beds or queen-sized bed; bedroom two has additional twin beds or queen-sized bed
- Marble bathroom with full-sized bath and separate shower; bedroom two has additional marble bathroom with shower (no bath as indicated in diagram)
- Walk-in wardrobe(s) with personal safe
- Vanity table(s)
- Writing desk(s)
- Sound system with Bluetooth Connectivity
- Unlimited Premium WiFi
- Illy® Espresso machine



ROYAL SUITE

Available as a one-bedroom configuration or as two bedrooms (as illustrated) by adjoining with a Veranda Suite.

ONE BEDROOM: 736 SQ. FT. / 69 M²
INCLUDING VERANDA (126 SQ. FT. / 12 M²)

TWO BEDROOM: 1,031 SQ. FT. / 96 M²
INCLUDING VERANDA (175 SQ. FT. / 16.5 M²)

- Large veranda with patio furniture and floor-to-ceiling glass doors; bedroom two has additional veranda
- Living room with sitting area; bedroom two has additional sitting area
- Separate dining area
- Twin beds or queen-sized bed; bedroom two has additional twin beds or queen-sized bed
- Marble bathroom with full-sized bath and separate shower; bedroom two has additional marble bathroom with shower (no bath as indicated in diagram)
- Walk-in wardrobe(s) with personal safe
- Vanity table(s)
- Writing desk(s)
- Sound system with Bluetooth Connectivity
- Unlimited Premium WiFi
- Illy® Espresso machine



SILVER/MEDALLION SUITE

Silver and Medallion Suites accommodate three guests.

SILVER SUITE: 581 SQ. FT. / 54 M²
INCLUDING VERANDA (92 SQ. FT. / 8 M²)

MEDALLION: 517 SQ. FT. / 48 M²
INCLUDING VERANDA (81 SQ. FT. / 7.6 M²)

- Veranda with patio furniture and floor-to-ceiling glass doors
- Living room with convertible sofa to accommodate an additional guest
- Sitting area
- Separate dining area
- Twin beds or queen-sized bed
- Medallion has marble bathroom with shower; Silver Suite has two bathrooms with shower
- Walk-in wardrobe with personal safe
- Vanity table
- Writing desk
- Sound system with Bluetooth Connectivity
- Unlimited Premium WiFi
- Illy® Espresso machine



VERANDA/DELUXE VERANDA SUITE

Some Veranda Suites accommodate three guests (Suites 505-510 and 605-610). The Deluxe Veranda Suite offers preferred central location with identical accommodation to a Veranda Suite.

295 SQ. FT. / 27 M²
INCLUDING VERANDA (49 SQ. FT. / 4.5 M²)

- Veranda with patio furniture and floor-to-ceiling glass doors
- Sitting area
- Twin beds or queen-sized bed
- Marble bathroom with shower (some with bath/shower combination)
- Walk-in wardrobe with personal safe
- Writing desk
- Unlimited Standard WiFi



VISTA SUITE

240 SQ. FT. / 22 M²

- Large picture window providing panoramic ocean views
- Sitting area
- Twin beds or queen-sized bed
- Marble bathroom with shower (some with bath/shower combination)
- Walk-in wardrobe with personal safe
- Writing desk
- Unlimited Standard WiFi



Silver Suite

Medallion Suite

